


# The Genuine. The Original.





Overhead Door Company of Central Missouri  
A **DH**PACE Company





1313 Grand Ave.  
Columbia, MO 65203  
**800-383-9328**

[www.OverheadDoorCentralMO.com](http://www.OverheadDoorCentralMO.com)


TO RESET KEYPAD  
While holding **PROGRAM** press and hold  for 5 seconds

Release buttons then- Press and release the following buttons  
**3** **5** **7** **PROGRAM**  
Enter your 4 digit PIN number & **PROGRAM**

Now - go to the garage and look up on the bottom of the door operator  
Purple / Blue Lights  
**You MUST Have these BUTTONS on the bottom of your OPERATOR**  

**AT THE GARAGE PRESS THESE BUTTONS ON THE OPERATOR**  
Press and hold SQUARE button until both BLUE lights come on  
Release SQUARE and wait for ROUND BLUE light  
Press and release SQUARE button, see long PURPLE light  
IMMEDIATELY go to the KEYPAD and enter your 4 digit PIN NUMBER  
The Press      
Keypad should now be operating correctly

TO RESET KEYPAD  
Enter your PIN & **PROGRAM** Enter your NEW PIN & **PROGRAM**  
Enter your NEW PIN &  your door should now be working

TO RESET KEYPAD  
Enter your PIN & **PROGRAM** **PROGRAM** **PROGRAM**  
Enter your TEMPORARY PIN & **PROGRAM**  
Enter your TEMPORARY PIN &   
The TEMPORARY PIN number will remain active until the next time the NORMAL PIN is used



**PRIMARY CodeDodger & Keypad**

