

The Genuine. The Original.



Overhead Door Company of Central Missouri
A **DH**PACE Company

1313 Grand Ave.
Columbia, MO 65203

800-383-9328

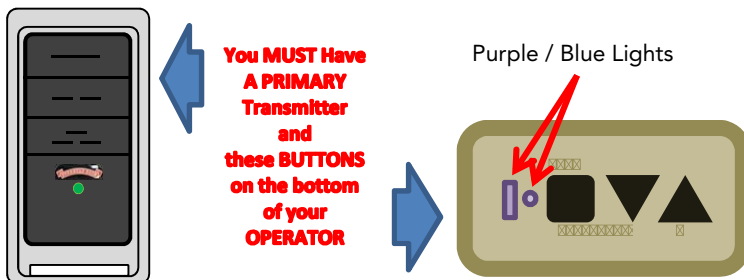
www.OverheadDoorCentralMO.com

Use with
Destiny & Odyssey
models




PRIMARY CodeDodger & Homelink

START by going to the garage and look up at the bottom of the door operator to locate the control panel -




NOTE: IT IS EASIER TO PROGRAM A HOMELINK EQUIPPED VEHICLE WITH TWO PEOPLE



* GEN 1 RED LED
* GEN 2 AMBER LED



**GEN 3 OVAL LED
WORKS ON 315/390**



**GEN 4 TRIPLE OVAL LED
WORKS ON 315/390**

- AT THE CAR -

Hold the PRIMARY tx 4 inches from the Homelink system - Press & hold the PRIMARY tx button & teh appropriate Homelink button until the icon light changes on the Homelink

- AT THE OPERATOR IN THE GARAGE -

Press and hold SQUARE button until both BLUE lights come on

Release SQUARE button and wait for ROUND BLUE light

Press & release SQUARE button, see long PURPLE light flash

IMMEDIATELY press teh appropriate HOMELINK button 4 TIMES

The HOMELINK button should work now